




**A good Samaritan helped a man who was hurt.**

# Good Samaritan Crossword



## Word List:

compassion inn  
 neighbor live  
 Samaritan love  
 passed priest  
 Jews three

### Across

3. We are to \_\_\_\_ God with all our heart, soul, strength and mind.
5. The man was beaten, yet people \_\_\_\_ the man without helping him.
7. These people did not get along with the Samaritans.
8. The Samaritan took the man to an \_\_\_\_ while he was getting better.
9. The number of thieves that robbed the man.
10. Jesus told this parable to answer the question, "Who is my \_\_\_\_?"

### Down

1. We all should have this just like the Samaritan did.
2. This was the first person to pass by and not help.
4. Love God and your neighbor and Jesus said you will do this.
6. This was the only person to help the Jew who was hurt.

Unscramble the letters to find the words in our

# Good Samaritan Anagram



**Word List:**

beaten, compassion, helped, ignored,  
journey, money, neighbor, robbery,  
Samaritan, three

beghinor

ejnoruy

bbeorry

deginor

aaaimnrst

deehlp

emnoy

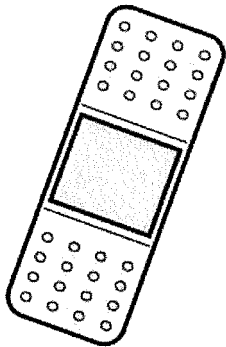

acimnoopss

abeent


eehrt

# Good Samaritan Word Search

P A S S E D Q A S K N P P J E  
 R K A J T R B B Q R A R L J E  
 N O I S S A P M O C T I E O L  
 I S D S M N L B N P I E H U S  
 N G W O E K H O A G R S S R E  
 N E N T O G J R V O A T B N V  
 J E A O I G A A Q E M G P E E  
 Y E V E R B B A N D A G E Y I  
 B F N B L E E R H T S Z K J H  
 L I V E B V D S R E B B O R T



<b>BANDAGE</b>	<b>LOVE</b>
<b>BEATEN</b>	<b>MONEY</b>
<b>COMPASSION</b>	<b>NEIGHBOR</b>
<b>GOOD</b>	<b>PARABLE</b>
<b>HELP</b>	<b>PASSED</b>
<b>IGNORED</b>	<b>PRIEST</b>
<b>INN</b>	<b>ROBBERS</b>
<b>JEWS</b>	<b>SAMARITAN</b>
<b>JOURNEY</b>	<b>THIEVES</b>
<b>LIVE</b>	<b>THREE</b>



## Good Samaritan Craft Project

### Supplies:

- Template – cut out of white cardstock or construction paper
- Crayons or markers
- Scissors
- Tape

### Directions

- Color the items on the templates
- Cut out the bag
- Fold in half along the line below the writing
  - Fold the tabs and tape the sides together
- Cut out the items to go in the bag.
- Put the items together in the bag.
- You are now ready to help someone in need!



I Can Be A Good Samaritan

